






IND531 - Macroeconomic Factors

 Indicator: Metric	 Search Type	 Data Source	 Owner & License	 Source Data Download
IND531 - Macroeconomic Factors: Trend in average annual International Trade Price Index for imported fish (percentage change from previous year)	Direct Extraction	ABS 6457.0 International Trade Price Indexes	Australian Bureau of Statistics Creative Commons Attribution 4.0 International	ABS 6457.0 International Trade Price Indexes Tables 1, 3 and 12.
Indicator Category External Factors		Indicator Sub-category Socio-economic		

Method

Step 1: Extract the monthly Trade Price Index timeseries for imported fish for the past two years from the ABS dataset. These data are not fishery specific and are known to be available.

Step 2: Calculate the monthly year-on-year change in the index for each of the 12 months.

Step 3: Calculate the mean year-on-year monthly change as a percentage.

Step 4: Report the mean year-on-year monthly change as a percentage and the data's year of provenance (use the most recent of the two years collected).

Data Sources

Table: ABS 6457.0 International Trade Price Indexes, Australia

Tables 1, 3 and 12. Import Price Index by SITC, Index Numbers and Percentage Changes (series A2295801F)

Column Index Numbers; 03 Fish, crustaceans, molluscs and aquatic invertebrates and preparations thereof

Script

NA for Direct Extraction